

Your institution has subscribed to *Nature Masterclasses*, giving you access to an online course in scientific writing and publishing. Use this guide to get started!

Before you start

Make sure you use your institution's wifi or internet, or access your institution's network remotely.

Step 1.

Go to Masterclasses.Nature.com and visit [Register](#) in the top right corner.



Step 2.

Enter your email and click "Register". Alternatively register with LinkedIn.

The screenshot shows a registration form with a blue header containing the LinkedIn logo and the text "Register with LinkedIn". Below this is a horizontal line with a circle containing the word "OR". Underneath is the "Email Address *" field with the placeholder text "name@example.com". Below the email field is a checkbox labeled "I accept the Nature Masterclasses Community Policy and Terms of Use *". At the bottom of the form is a blue button labeled "Register".

Step 3.

You'll be prompted to check your email inbox, where you'll see an email from *Nature Masterclasses*.

Click "Confirm your email address".

The screenshot shows an email confirmation page. At the top is the Nature Masterclasses logo. Below it is the text "Welcome to Nature Masterclasses," followed by "We are delighted to have you on board. To continue the sign-up process, simply click on the link below to confirm your email address." A red button with the text "CONFIRM YOUR EMAIL ADDRESS" is centered on the page. Below the button is the text "Thank you. We look forward to meeting you." and "The Nature Masterclasses Team".




Step 4.

Enter a few final details.

The screenshot shows a final registration form with the following fields: "Full Name" (text input with "John Smith"), "Job Title" (text input with "CEO"), "Institution" (text input with "Acme Inc."), "Country" (dropdown menu with "Select Country"), "Password *" (password input), and "Confirm Password *" (password input). Below the password fields is a checkbox labeled "I accept the Nature Masterclasses Community Policy and Terms of Use *". At the bottom of the form is a blue button labeled "Confirm account".

You now have access!

Step 3.

Go to [Training](#). 15 modules will take you through the publishing process, from writing your paper to publication. The icons:  video,  activity and  text will help you identify the content type.

Blog

Access additional resources, such as [Our Editors](#)

[Ask Our Editors](#)

Put questions straight to Nature journals editors

Your account

- [Edit your profile](#), write a little about yourself and link to your social media profiles
- Add your picture (Avatar) in [Account Settings](#).

